



English

Installation, Operation and Maintenance Instructions

Tank & Bore Level Switch

Overview

Tank and Bore Level Controller Installation Instructions

System Overview

The Tank and Bore Level Controller is a water level control system for control of both bore and float switches simultaneously. The controller is to be used in conjunction with the Mono Solar range.

Note that the Tank and Bore Level Switch is not suitable for use with the Mono Mini MPPT.

The system comprises of:

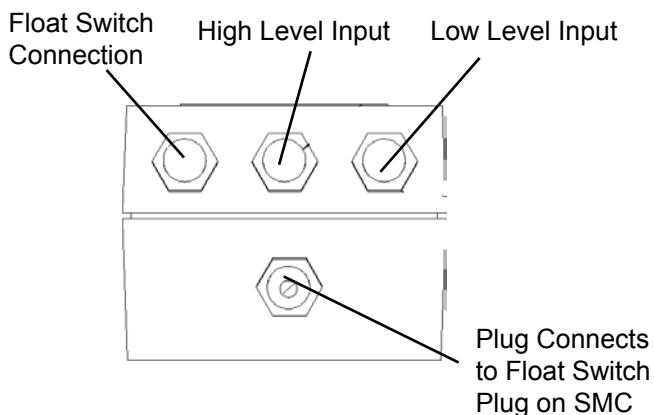
- * Tank and Bore Level Controller
- * Two Submersible Float Switches
- * Two 50m Lengths of 2 core Cable

The submersible float switches are suitable for use in bores.

Connection of Tank and Bore Level Controller

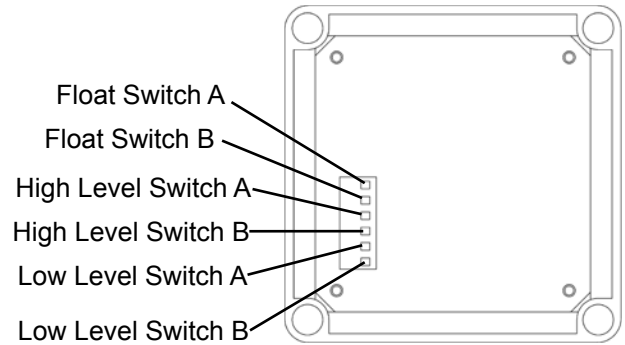
The wiring of the complete system is shown on page 3.

To wire up the system the lid needs to be removed from the Tank and Bore Level Controller.



The float switch connection is used to wire up to a mechanical float switch (normally closed).

If this is not in use, a link wire needs to be put across terminals (Float switch A and Float Switch B) inside the controller (as supplied).

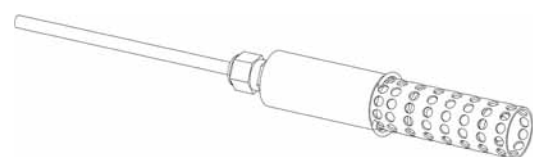


The submersible float switches wire into the terminal block as shown in the picture below. When wired, ensure that the leads go through the correct cable gland.

The submersible float switches will be positioned in the bore such that the pumping system stops when the water level falls below the lowest submersible float switch. The position of the low submersible float switch should be just above the top of the pump. The distance between the high and the low submersible float switches should be sufficient to allow the bore water level to be adequately replenished before pumping re-commences (typically 300 - 1000mm).



Note: In all applications the submersible float switch should be cleaned periodically to ensure smooth operation of the float. In applications where red oxide is present, cleaning of the submersible float switch will need to be performed more regularly.



Submersible Float Switch

Specifications

Controller Specifications

INPUT SUPPLY SPECIFICATION:

Connection 4 pin plug Pins 1 & 2
Pin 1 = pos Pin 2 = neg
Voltage 14-30 VDC (current limited)
Current 40mA Max.
Power 1W Max.

SHUTDOWN OUTPUT SIGNAL:

Connection 4 pin plug Pin 3 & 4
not polarised
Switch Normally closed
(low water = open)
Switch current 50mA Max.
Switch Voltage 50V Max.

SUBMERSIBLE PROBE:

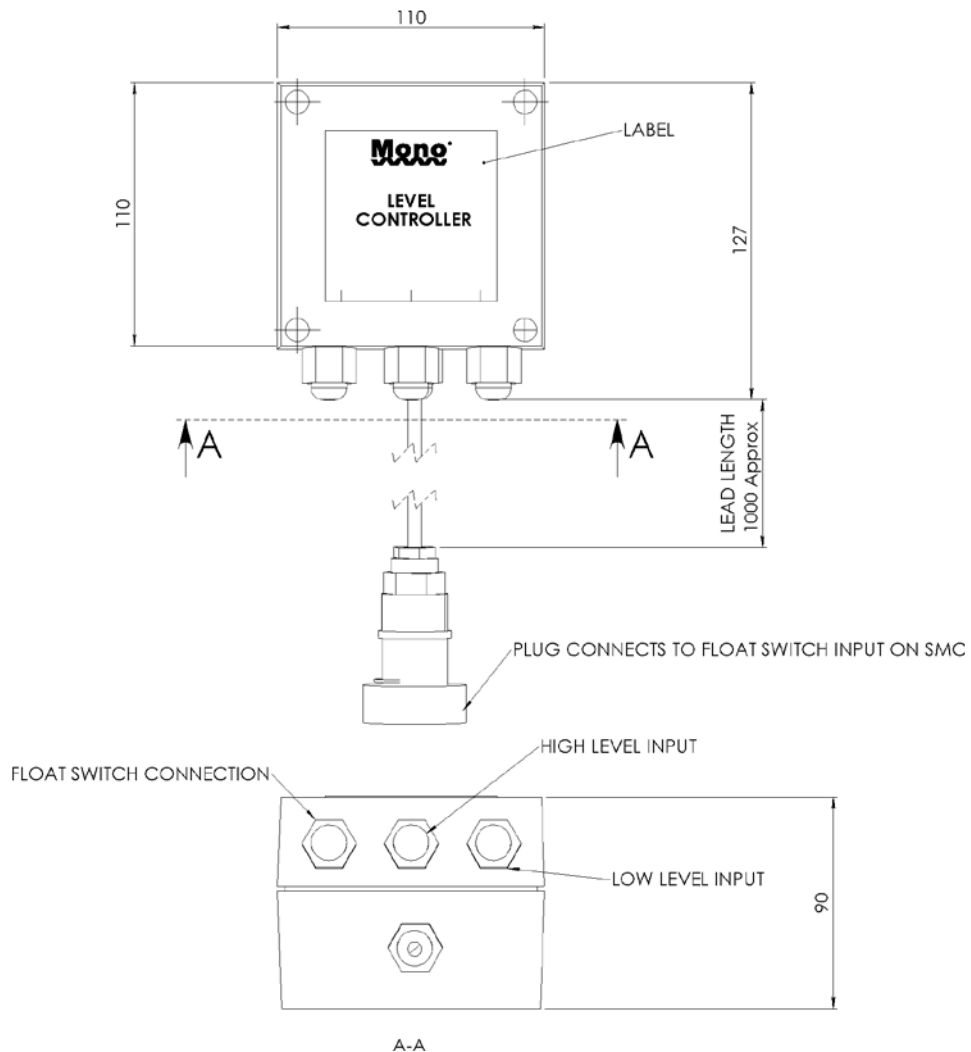
Switch Normally closed (Float up).
Maximum Switch Current 50mA.
Maximum Switch Voltage 50V.

FLOAT SWITCH INPUT:

Switch Normally closed
(open to shut off pump).
Voltage free contacts
Minimum Contact Rating 50V 50mA.

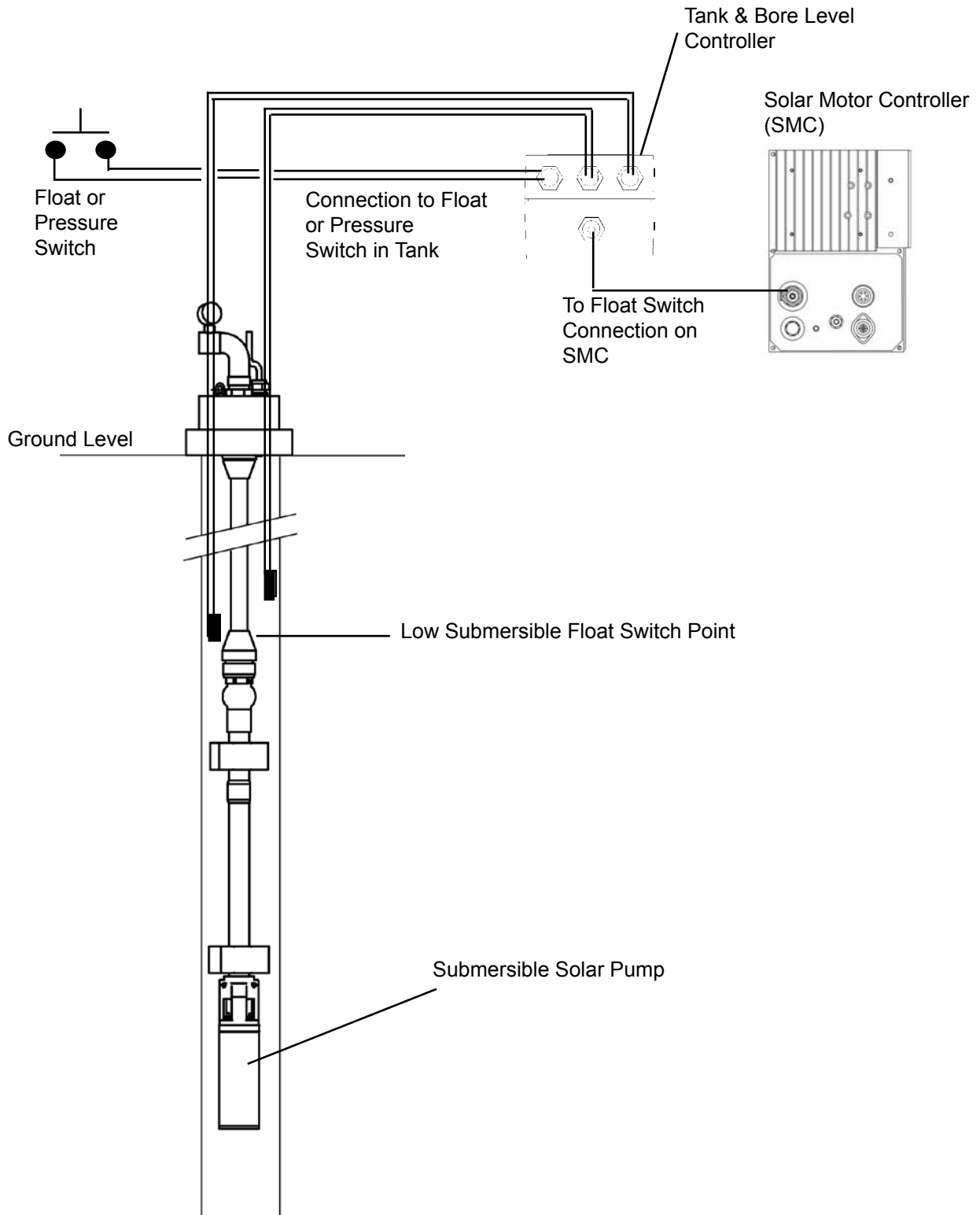
ENVIRONMENTAL:

Temperature -10 TO 60 °C
Packaging IP66



System Layout

System Layout



Europe

Mono Pumps Ltd, Martin Street, Audenshaw
Manchester, M34 5JA, England
T. +44 161 339 9000
E. info@mono-pumps.com

D.M.I EST, 56, rue du Pont
88300 Rebeuville, France
T. +33 3 29 94 26 88
E. dmi-est@dmi-est.fr

Americas

Monoflo Inc., 10529 Fisher Road
Houston, Texas 77041, USA
T. +1 713 980 8400
E. monoflo@nov.com

Monoflo S.A., Ing Huergo 2239
(1842) Monte Grande
Pcia. de Buenos Aires, Argentina
T. +54 11 4290 9940/50
E. info.monoflo@nov.com.ar

Monoflo Canada, 6010 – 53rd Ave
Alberta, Lloydminster
T9V2T2, Canada
T. + 1 780 875 5584
E: info.monoflo@nov.com

Asia

Mono Pumps Ltd, Building 5,
Madong Industrial Park, 1250 Sicheng Rd
Malu Town, Jiading District, Shanghai 201801
T. +86 21 3990 4588
E. monoshanghai@nov.com

Australasia

Mono Pumps (Australia) Pty Ltd
338-348 Lower Dandenong Road
Mordialloc, Victoria 3195, Australia
T. 1800 333 138
E. ozsales@mono-pumps.com

Mono Pumps (New Zealand) Ltd
35-41 Fremlin Place, Avondale
Auckland, 1026, New Zealand
T. +64 9 829 0333
E. info@mono-pumps.co.nz

Melbourne	T.	03 9580 5211	F.	03 9580 6659
Sydney	T.	02 8536 0900	F.	02 9542 3649
Brisbane	T.	07 3350 4582	F.	07 3350 3750
Adelaide	T.	08 8447 8333	F.	08 8447 8373
Perth	T.	08 9303 0444	F.	08 9303 4430
Darwin	T.	08 8931 3300	F.	08 8931 3200
Kalgoorlie	T.	08 9022 4880	F.	08 9022 3660
Christchurch NZ	T.	+64 3 341 8379	F.	+64 3 341 8486

www.monopumps.com



© Mono Pumps Limited September 2010 Literature reference: MPA549/2

Published information other than that marked CERTIFIED does not extend any warranty or representation, expressed or implied, regarding these products. Any such warranties or other terms and conditions of sales and products shall be in accordance with Mono Pumps Limited standard terms and conditions of sale, available on request.

Mono® is a registered trademark of Mono Pumps Ltd.

Registered in England No 300721

NOV Mono®

One Company, Unlimited Solutions